

The Viewfinder

From The President

With the new year came the realization that my travels would be seriously curbed this year since I am working full-time. There may not be many days spent in my kayak on the coast watching birds or crouched in a secluded spot in Montana waiting for that once-in-a-lifetime shot. Even my goldwing sits idle in the garage and new camera gear Santa brought waits to be used. Not wanting to upset Santa and make him think I don't like my new toys, a good old-fashioned talk with "Self" seemed to be in order.

You guessed it! Self told me to "get it in gear" and take advantage of all the really neat and unusual things that could be found right here in Fort Worth as well as get better acquainted with my fellow photographers.

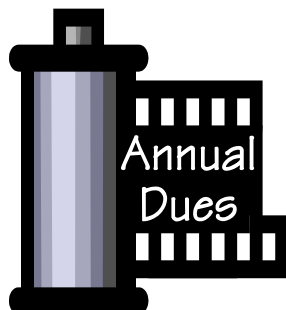

With that in mind, Don and I accepted an invitation by Dick Coers (from the distinguished front row section) to fire up the motorcycles and do a little riding, visit the new Cowgirl Museum and photographer Elliot Porter's exhibit at the new Amon Carter Museum. What I remember most though, was Dick stopping in the middle of the street and pointing to a fallen leaf with a wonderful shadow and saying "now that would make a great picture".

How do you photograph the world's largest non-motorized parade? Joanna Sherman, one of our newer members, Don and I took our best shots at the Fort Worth Stock Parade, each from his/her unique perspective, using

a range of lenses from 14mm to 400mm. That was a workout - no perfectly executed tripod mounted, stand still and smile shots there!! Ed Perez, we could have really used your expertise in photojournalism!! I for one am really looking forward to your help in that area.

During the next few weeks, I'd like to challenge you to make a new friend, enjoy a fresh perspective and search for the unique right here in Fort Worth. Doing things that inspire you, looking closely at your surroundings even if you don't expose any film, will help to make you a better photographer.

B J Beckner



As the new treasurer of FWCC, I wanted to place a short reminder about the annual dues.

Newcomers and returning members are encouraged to pay your annual Camera Club dues at our next meeting on Thursday, February 6th. FWCC dues remain the same as last year.

- \$27.50 Individual
- \$40.00 Per couple (member and his/her spouse)
- \$12.50 Ages 10 through 17
- \$57.50 Family membership, which includes children through age 17

Susan Horton

Fort Worth Camera Club 2003 Governing Body

President

BJ Beckner

phone: 817-361-8662
email: bjbeckner@aol.com

Vice-President

Ken Spencer

phone: 817-293-2503
email: ken.k.spencer@lmco.com

Treasurer

Susan Horton

phone: 817-485-4455
email: loofahlady@aol.com

Secretary

Ann White

phone: 817-923-0139
email: annwhite@aol.com

2 Year Directors

Tate Graham

phone: 972-742-4066
email: tgraham@myfirstlink.net

Ed Perez

phone: 972-263-5571

Alicia Turner

phone: 817-473-9580
email: aliciaturn@msn.com

1 Year Director

Elmar Brock

phone: 817-261-3817
email: ebrock23@attbi.com

Bill Martin

phone: 817-573-3481
email: wwmartin@flash.net

Brenda Sims

phone: 817-249-3201
email: blsims@charter.net

Committee Chairpersons

Christmas Banquet

Millie Ferguson

phone: 817-572-2103

Competition

Steve Horton

phone: 817-485-4455
email: s7horton@aol.com

Membership

Pete Vollenweider

phone: 817-295-0636
email: pvollenw@hsc.unt.edu

Newsletter

Grace & Ken Marx

phone: 817-847-7122
email: kenmarx@charter.net

Outings

Ed Perez

phone: 972-263-5571

Programs

John Hill

phone: 817-346-2859
email: tintype6@aol.com

Webmaster

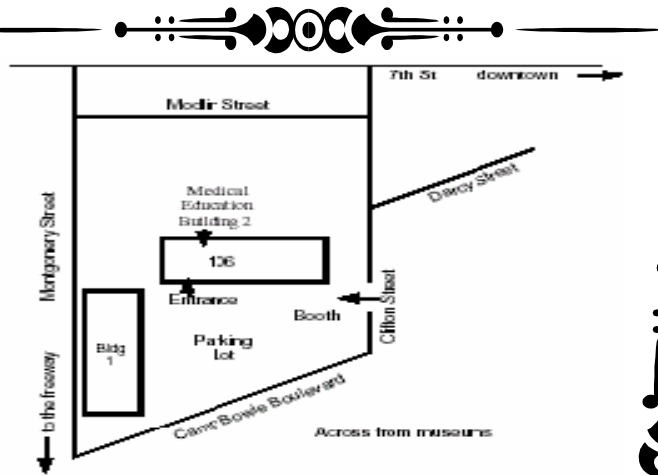
Ray Sampson

phone: 817-498-1359
email: raysampson@bigplanet.com

Yearbook

Tate Graham

phone: 972-742-4066
email: tgraham1@myfirstlink.net



Meetings

First and Third Thursday, 7:30 pm
(every month except December)
North Texas Health Science Center
3500 Camp Bowie Blvd
Medical Extension Building 2, Room 2-106
(room is on the ground floor)
Map shows parking lot A on Cliffon

contact: B J Beckner, 817-361-8662
4636 Brandingshire Place, Fort Worth, TX 76133

JANUARY 2003 COMPETITION RESULTS

Title	Score		
Master Slides			
Afternoon Light	7		
French Medieval Chapel	7		
Valley Of Suguaro	7		
Yellow & Blue	7		
Trees	8		
Ontonagon River Bank	7		
Tumble Weed On Sand - Antelope Canyon	8		
Bear Lake Reflection	8		
Going Home	7		
The Three Sisters - New Zealand	9	Hon Men	Janet Maloy
Autumn At Caddo Lake	10	3rd Place	Ann White
Mammoth Hot Springs	12	2nd Place	Ann White
Louisville Lights	13	1st Place & Judges Favorite	Pete Vollenweider

Welcome New Members!

Don Beckner
Darby Byrd
Connie & Wade Gates
Joyce Jackson
Jack Milchanowski
Matt Platts
Patsy & Jay Sharp

Welcome Visitors!

Tommye Linan (Nov meeting)
Bennett Riley (Nov meeting)
Marilyn Wogstad (Nov meeting)
Andy Nygaard (Jan meeting)

UPCOMING WORKSHOPS

The following workshops are planned for the coming months with the schedule to be announced.

Advanced Black & White Dark-room

Portfolio review, film exposure and development and printing, with an emphasis on making very high quality prints using the most effective techniques known today. (Bring your portfolio and negatives...all lab materials provided...5 hrs...\$7 lab fee)

Introduction to Photography

Camera techniques, exposure, composition, film and/or digital choices, lens choices and optimizing what equipment you actually need. (Bring your camera equipment...3 hrs...\$3 fee)

Introduction to Digital Dark-room

Using a home computer to create your own prints (covers color management, scanning, photo software and printers). (OK to bring a slide or negative for test print...4 hrs...\$5 lab fee)

Making Digital Prints (intermediate level)

Working with Adobe to create high quality photographic images which can then be printed on your printer or by a commercial lab). (OK to bring some of your work...5 hrs...\$8 lab fee)

Advanced Digital Darkroom

Correcting for under/over-exposure of negatives and slides; creative work with color and tonal range; retouching; composite images; mono-

chrome printing, paper choices, special effects and digitally generated 35mm color slide dupes. (OK to bring slides or negatives to test with...all materials provided...7 hrs...\$12 lab fee)

At our first meeting in February, there will be a sign-up sheet for these workshops. The workshops will be free to camera club members. However, there will be a small lab fee to cover costs as indicated. The fees will also provide funds for generating a Black & White Lab Library and a Digital Darkroom Library. These reference libraries will be available to all members to check-out and will be updated regularly.

Contact Bob Gingo for more information.

2002 PHOTOGRAPHERS OF THE YEAR

BLACK & WHITE PRINTS
Glenn Wogstad

CLASS B COLOR PRINTS
Brenda Sims

CLASS A COLOR PRINTS
Glenn Wogstad

MASTER PRINTS
Bob Gingo

CLASS B SLIDES
Vicki Brant

CLASS A SLIDES
Mary McMahon

MASTER SLIDES
Aimee Martin

Black & White Prints
Class B Color Prints
Class A Color Prints
Master Prints
Class B Slides
Class A Slides
Master Slides

2ND PLACE

B J Beckner
Grace Mercado-Marx
B J Beckner
James Grider
Ken Marx
Bill Martin
Pete Vollenweider

3RD PLACE

Curtis Daniel
Timothy Battle
Kathryn Daniel
Pete Vollenweider
Susan Horton
B J Beckner
Donald Dashfield

HONORABLE MENTION

Kerry Owen
Dona Allen
Kerry Owen
Ken Spencer
Floyd Ostrom
John McMahon
Sharon Wright

Visit our website!

<http://www.fortworthcameraclub.com>

WE NEED YOUR PHOTOGENIC FACE!

For those members who are new to FWCC , photos will be taken before the next 3 meetings (February 6th & 20th and March 6th) for the annual membership directory. Also, if you were

not available last year to have your photo taken, the directory is incomplete without your face! Now, if you don't like last year's photo, we'll gladly re-take your photo for a fee. Just kidding, ha! ha!





Photographic Society of America 65th Annual International Conference of Photography Houston, Texas

**September 1 - 6, 2003
Adam's Mark Hotel 29 Briarpark Drive
Houston, Texas**

You do not have to be a member of PSA to attend this conference. Anyone with an interest in photography is welcome to attend.

The 2003 PSA International Conference of Photography

website information is currently under development and most information is not available at the present time.

Visit <http://www.psa-photo.org/conference/index.html> for more information at a later date.



OUTINGS

At our last club meeting on January 16th, it was announced that our first outing would be to the Tandy Hills Nature Center in central Fort Worth. Both Kerry Owens and Glen Wogstad have volunteered to be mentors for this outing—Kerry for film and Glen for digital. Presently, a range of dates is under review and Kerry is making arrangements with the park. At the moment, we are narrowing it down to one of these dates—April 26, May 3 or May 10. So, mark your calendars and plan to join us. This will be a good opportunity to take advantage of the

expertise of both Glen and Kerry for this photographic setting, so dust off that camera and tripod and let these two guys improve your hobby.

Now, for those who would like to try your hand at shooting Women's Fast Pitch Softball, on February 21-22, there will be a tournament at Gateway Park in Fort Worth. I will be at this tournament shooting for Paris Jr College and will be able to help with technique and setup in between games. PJC will be one of about 20 teams so there will be plenty of time for instruction if desired. If you plan on coming out, the cost will be about

\$5 per day to enter the field complex. I recommend taking the following lenses: 70-300mm for infield shots and 200-400mm for the outfield. I never use a tripod for this setting—too cumbersome, especially for capturing action. On the other hand, a monopod comes in handy if you have a 200-400mm lens that also happens to be heavy. Outfield action is slower and predictable.

So, if you think you will be coming out, call 972-263-5571. I will give you additional information such as directions and field etiquette.

Ed Perez



I'm taking a group to New Zealand in Nov 2003 and I came across some wonderful photographs that might be of interest to some.

http://www.archives.govt.nz/exhibitions/peoples_camera/nps.html

Janet Maloy

In case you haven't visited the Fort Worth Botanical Gardens website recently, go to <http://www.fwbg.com/index2.htm>. Several photos of the gardens are courtesy of Pete Vollenweider. Plus, check out the calendar of events. There might be an event of interest to you prior to the June competition.

10 Fun Self-Assignments

By the Editors of PHOTOgraphic online magazine, January 2003

It's back—our annual collection of ideas to keep you and your camera happily occupied for hours.

1. Don't Go Anywhere Without It!

It's a photographic truism that you can't get the picture if you don't have a camera. How many times have you missed out on a great shot—or at least, a nice record of something you'd like to have a picture of—because you didn't feel like lugging your serious camera gear around that particular time? Well, it's really easy to hang a little point-and-shoot camera—be it film or digital—on a strap around your neck when you go most anywhere. Stuff an extra roll of film or two (or a spare memory card, if you choose a digicam) and a spare battery into a pocket, and you'll be ready to capture just about anything you encounter for future enjoyment. As photographers, we should always have a camera handy, even if it's "just" an inexpensive point-and-shoot model. If you're on a really tight budget, you can get a single-use flash camera, complete with roll of color-print film, for around \$10.

2. Backyard Safari

You don't have to trek to Africa or the Amazon to get some great, natural-looking wild-animal photos. Just go to the nearest zoo and compose carefully. The idea is to keep tell-tale elements out of the frame. You can do this by choosing your camera position with care, and using a long zoom lens to crop out extraneous matter. Lighting is usually most attractive in early morning or late afternoon, but check with your local zoo to see when the animals are most active (you don't want to arrive when they're sleeping or out of view),

and when the crowds are smallest (although your tight cropping should minimize crowd problems).

3. Same Place, Different View

As the sun moves across the sky, and as the weather changes, a given scene can take on quite different "looks." So for this assignment, pick a scenic spot, and watch how it changes throughout the day, making a picture each time you notice a photogenic change. This one requires patience (and some snacks), but it's a great way to kick back, enjoy nature's splendors and get some nice additions to your portfolio. Try horizontal and vertical compositions, and different lens focal lengths.

4. Contrasts

The assignment: to look for contrasts and record them with your camera. Shoot a pair of related but contrasting images. Some possibilities include day and night, rain and shine, hot and cold, large and small, black and white, color and monochrome ... whatever your imagination can produce.

5. Mylar "Magic"

Mylar is a highly reflective material that comes in thin sheets. You can easily bend it into all kinds of shapes to create an almost infinitely variable distorted reflecting surface. Position a subject so that it is reflected in the Mylar and photograph the results. Flowers make colorful subjects, but try anything that comes to mind. It's a good idea to stop the lens down so that depth of field is sufficient, but selective-focus images with the lens wide open can be very effective, too.

... AND THE REST OF THE STORY WILL FOLLOW IN THE NEXT NEWSLETTER.

February Program to Feature Shooting Black & White Competition Subjects

The competition subject for April is "Hands Working Or At Rest" and for July it is "Self Portrait of Face Only". Both topics are in Black and White for both competition dates.

Since these are both fascinating topics, we thought a program would encourage our club to gear up for these competition subjects.

There will be a handout with suggestions for photographing these topics with natural and artificial lighting. At the club meeting, we will have a demonstration of how to shoot both of these subjects. Although, the competition is for black and white prints only. You

might use the knowledge you gain here to use with color slides or color prints in regular open competition months.

Our presenter for the evening will be Ed Barrera, professional photographer and member of our club for a number of years. Ed is an outstanding photographer and you will enjoy his nice and easy approach in his presentation.

To see some of his work in black & white and color, you can go to his website at www.fotobarrera.com.

2003 COMPETITION SCHEDULE

	Master	B & W Prints	Color Prints	Slides	Artistic Expression	Enter	Judged
January	Open	Open	Open	Open	Open	2-Jan	16-Jan
February	Open	Open	Open	Open	Open	6-Feb	20-Feb
March	Open	Open	Song Titles	Spirals	Open	6-Mar	20-Mar
April	Open	Hands	Open	Open	Open	3-Apr	17-Apr
May	Open	Open	Open	Open	Open	1-May	15-May
June	Open	Open	Botanic Garden	Botanic Garden	Open	5-Jun	19-Jun
July	Open	Self Portrait - Face	Open	Open	Open	3-Jul	17-Jul
August	Open	Open	Open	Open	Architecture	7-Aug	21-Aug
September	Open	Open	Stockyards	Open	Open	4-Sep	18-Sep
October	Open	Silhouette	Open	Transportation	Open	2-Oct	16-Oct
November	Open	Open	Open	Open	Open	6-Nov	20-Nov

- Hands** One or more hands at rest or at work
- Self Portrait - Face** A self portrait with the face as the center of interest
- Silhouette** Any subject with strong back lighting but still distinguishable
- Song Titles** A photograph that illustrates the song title ; the song title must be the title of the photograph
- Botanic Garden** All images taken within the confines of Fort Worth Botanic Gardens of subject matter within the Gardens
- Stockyards** The photograph must have been taken in the close vicinity of the Fort Worth Stockyards
- Spirals** A three dimensional curving object such as a watch spring
- Transportation** Anything that moves people or things from one location to another
- Architecture** A building regardless of type or size

FORT WORTH CAMERA CLUB

4636 Brandingshire Place
Fort Worth, TX 76133

Phone: 817-361-8862
email: bjbeckner@aol.com

Member
Gulf States Camera Club Council
<http://www.burninggold.com/gsccl>



The Fort Worth Camera Club is a non-profit organization, founded in 1930, dedicated to the cultivation of photography as an art form and hobby through the sharing of knowledge.

Why Join FWCC?

To share with others our knowledge of and interest in photography as a form of artistic expression. Club activities are group activities that allow us the satisfaction of sharing our experiences and learning from others. The myriad of photographic interests and capabilities within the group help us achieve a higher level of technical ability while nurturing our capacity to see.

**Fort Worth Camera Club
Official Newsletter**

Return Undeliverable Mail To:
4125 Staghorn Circle South
Fort Worth, TX 76137-1159

